

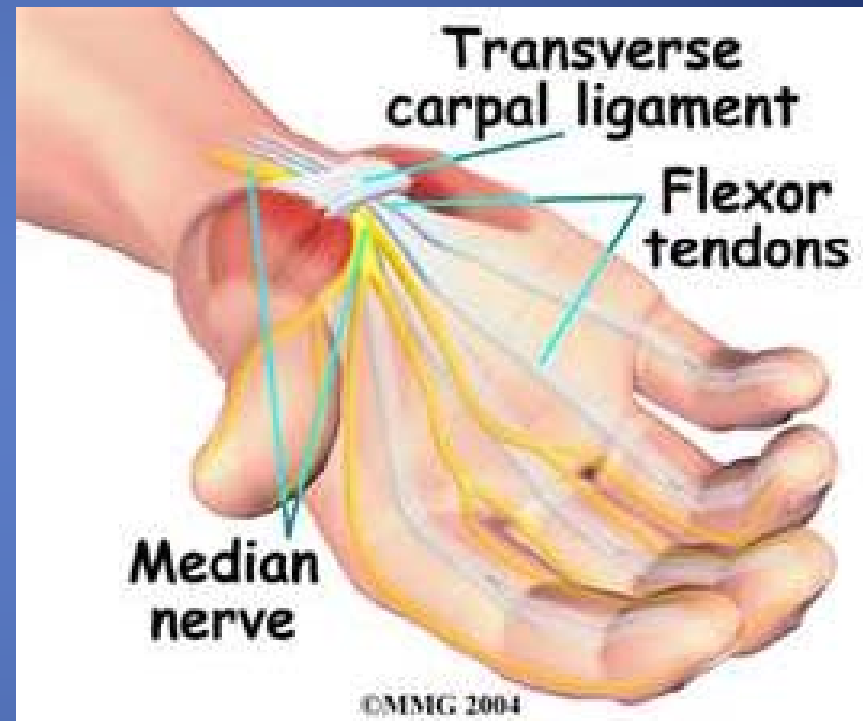
# MINIMALLY INVASIVE SURGERY FOR CARPEL TUNNEL SYNDROME

A new cost - effective method, using  
Urology instruments

Dr. J. Gnanaraj MS, MCh, FICS, FIAGES,  
FARSI

# CARPEL TUNNEL SYNDROME

- Entrapment idiopathic median neuropathy
- Median nerve compression in the carpal tunnel at the wrist



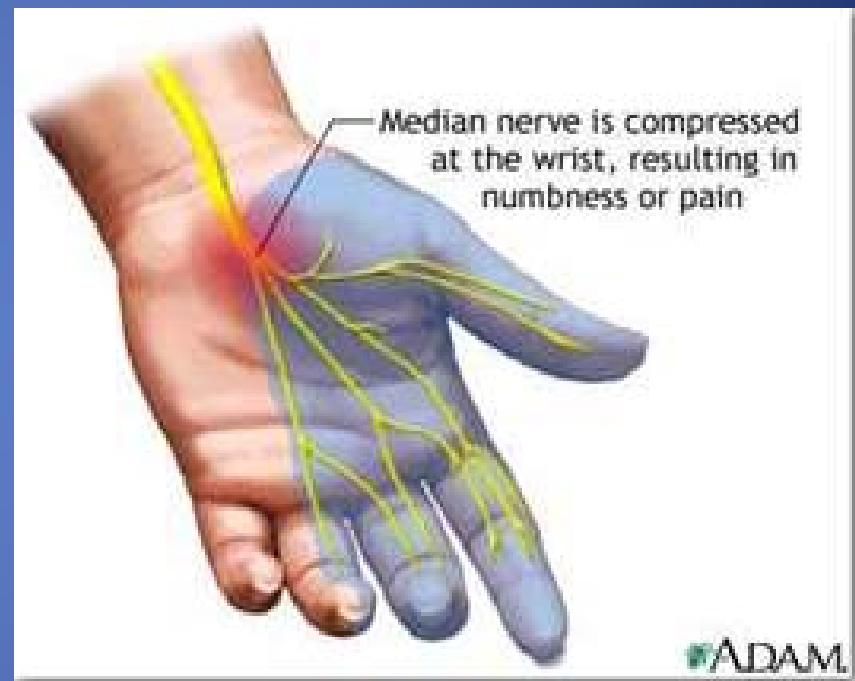
# CAUSES

- Typing
- Genetic
- Sewing
- Vibratory tools



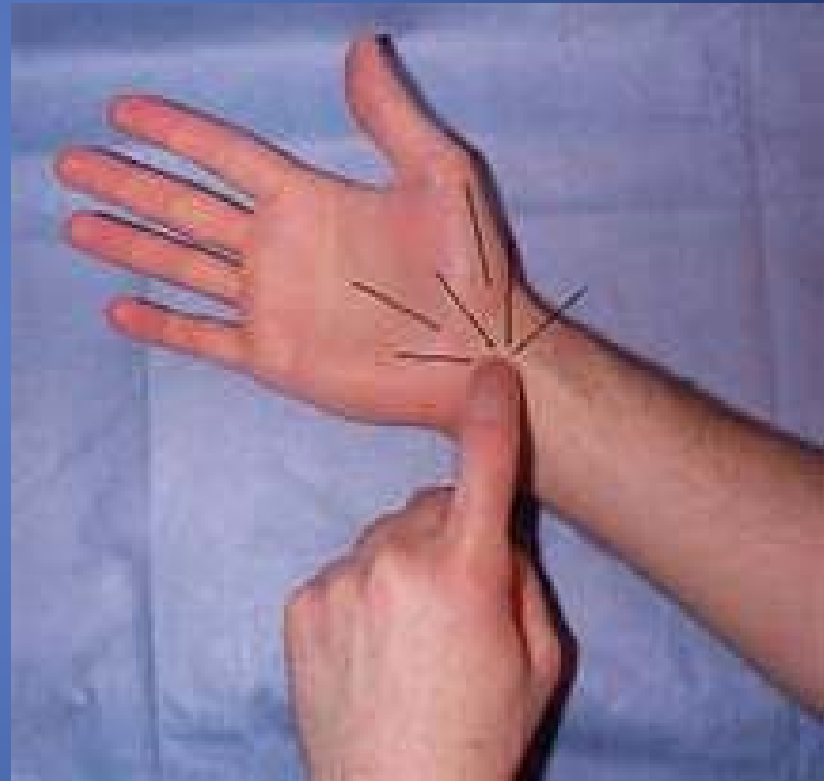
# Symptoms

- Numbness
- Weakness
- Pain
- Depression



# Signs

- Weak hand grip
- Tinel's sign: Tapping over the median nerve in the wrist causes shooting pain
- Phalen's test: bending forward for 1 minute causes numbness



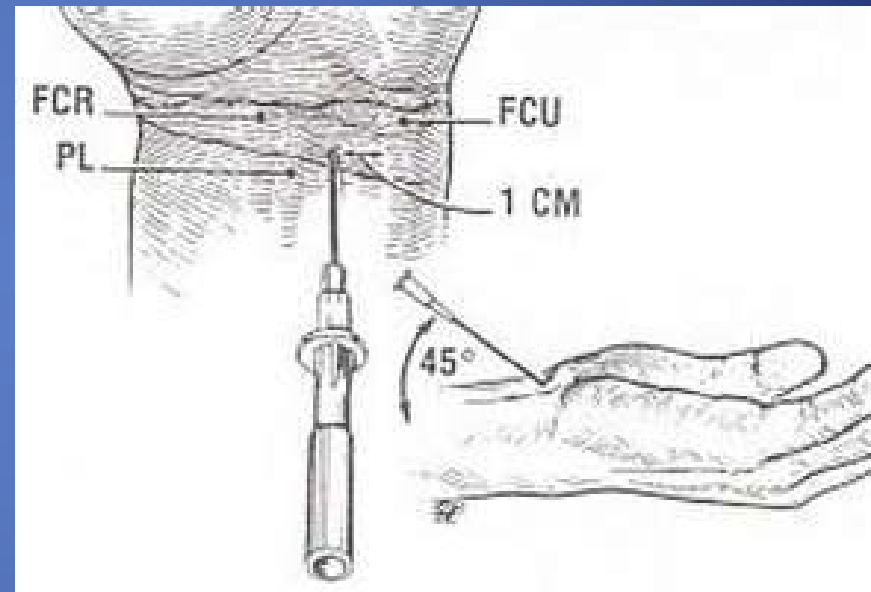
# Investigations

- Nerve conduction studies
- Electromyography
- Wrist X rays



# Treatment – Conservative

- Steroid injections
- Ultrasound therapy
- Special devices
- Medication {NSAID}



# Surgical treatment

- Open surgical release
- Newer endoscopic surgical procedures with special equipment





# The innovation



# The innovation

- Using Internal urethrotomy instruments
- Haegars dilator was used to initial dilation and air was used from the insufflator



# The conclusion

- Minimally invasive procedure
- Uses less expensive Urology equipment [which is primarily used for other surgeries]

